

**Title: Export opportunities for HS code:** 9025 (Hydrometers and similar floating instruments, thermometers, pyrometers, barometers, hygrometers and psychrometers, recording or not, and any combination of these instruments)

Prepared by: **Knowledge Corporation**

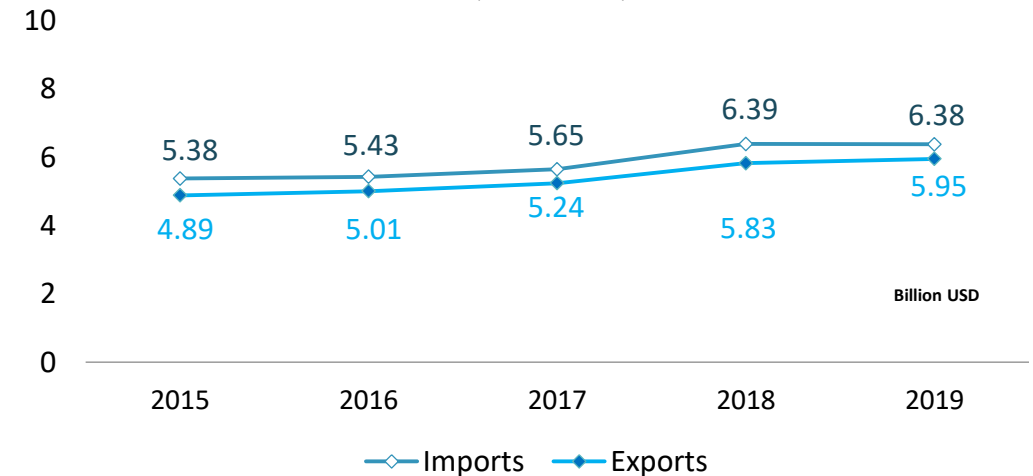
Date: **August 2020**

## Export Opportunities

### World Import & Export

- World imported almost 6.38 Billion USD of the product in 2019. USA is the top importer for this H.S Code before China and Germany, with market share 14.9% , 10.8% & 8.6%.
- China Consider the top exporter of this product in 2019 With market share 18% & Germany with 14.3% from the total exports in the world.
- Imports of this product grew with an average growth rate of 18.7% between 2015-2019.

World trade (9025: Hydrometers) performance (2015-2019)



### Main targeted Regions: (Europe – Asia – Africa - America)

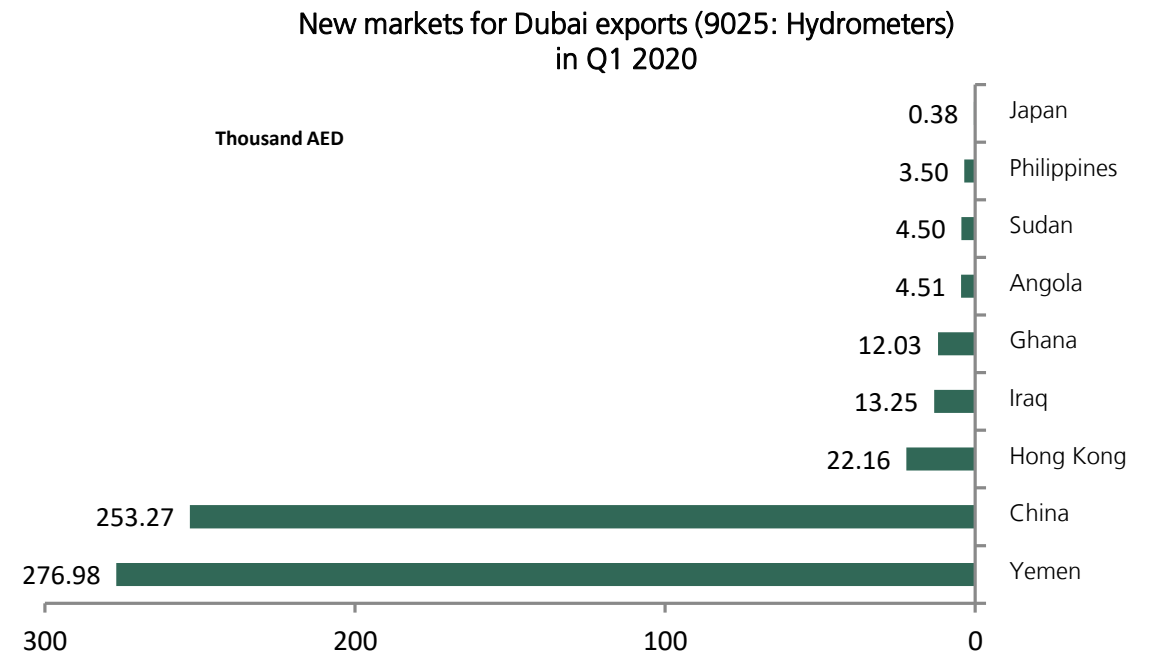
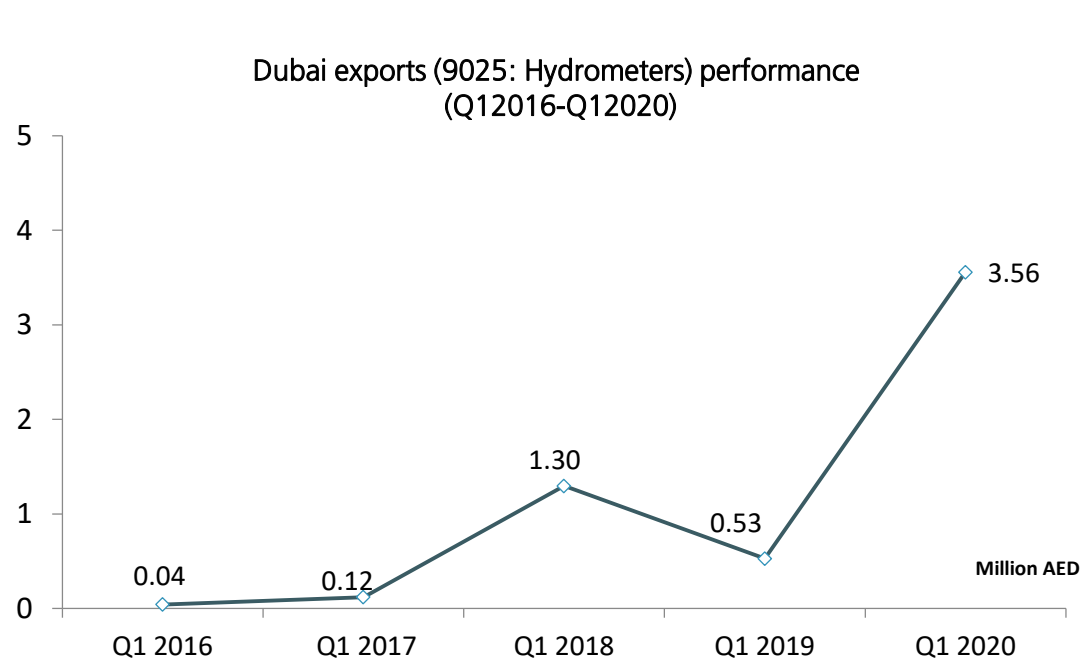
- Europe region imports from this product 2.47 Billion USD with 38.8% from the total imports from the world. Germany, Netherlands, United Kingdom are the top importers with market Share 22.1%, 11.2% & 9.6% .
- Asia region imports from this product 2.22 Billion USD with 34.8% from the world imports, China, Japan & Korea with market share 31.1%, 12.1% & 10.3%.
- America region imports from this product 1.49 Billion USD with 23.41% from the world imports: USA, Mexico & Canada with market share 63.6%, 14.3% & 11.5%.
- Africa region imports from this product 0.1 Billion USD with 1.6% from world imports: South Africa, Egypt, Tunisia & Algeria are the top importers in Africa region with market share 23.6%, 16.8%, 10.4% & 7.0%.

Source: ITC, Trade Map

## Export Opportunities

### Dubai Performance

- Dubai exports for this product 3.56 Million AED in 2020 Q1, with growth rate 574.1% between 2020 Q1 and 2019 Q1 .
- Yemen consider the biggest importer from Dubai with 7.8% from the total Dubai export from this product followed by China, Saudi Arabia, Hong Kong and Iraq with market shares: 7%, 1%, 1%, 0.4%.
- Main competitor for Dubai in this product is China, Germany & USA.



\* Q1 2020 include data of (January – Mar) 2020

### Disclaimer

This material is a sole property of “ExportersGateway”. Copyright reserved. No part of this document to be used, reproduced or distributed in any manner outside the vendor organization without a prior written permission from Dubai Exports. Dubai Exports, its subsidiaries, the directors, employees and agents cannot be held liable for the use of and reliance of the opinions, estimates, forecasts and findings in this document.