

Dubai's non-oil trade in 2022 | Dubai products in new markets

Exports

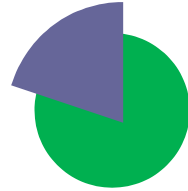
12.8%



Dubai's non-oil exports in 2022 amounted to AED 235.5 billion, representing 12.8% of total trade, an increase of 52.2% compared to 2019.

Re-export

28.4%



Re-exports of non-oil products in 2022 amounted to AED 522.1 billion, representing 28.4% of total trade, an increase of 24.2% compared to 2019.

Imports

58.8%



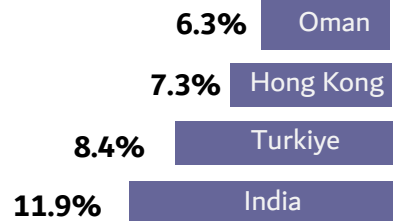
Dubai's non-oil imports in 2022 amounted to AED 1080.5 billion, representing 58.8% of total trade, an increase of 35.8% compared to 2019.



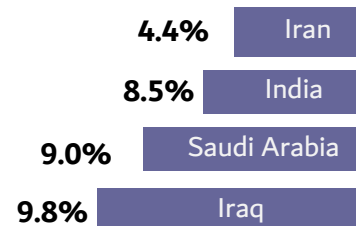
1838.03 AED Billion

Dubai's non-oil trade in 2022 amounted to AED 1,838.03 billion. Despite the exceptional circumstances the world has experienced from the spread of the Covid-19 virus and Russia & Ukraine war, Dubai's trade witnessed an increase of 34% compared to 2019.

Top export markets



Top re-export markets



Top import markets

