

## Dubai's non-oil trade in 2020 | Dubai products in new markets

### Exports

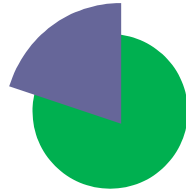
14.2%



Dubai's non-oil exports in 2020 amounted to AED 167.34 billion, representing 14.2% of total trade, an increase of 8.2% compared to 2019.

### Re-export

27.8%



Re-exports of non-oil products in 2020 amounted to AED 328.5 billion, representing 27.8% of total trade,

### Imports

58%



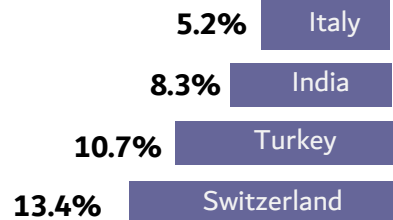
Dubai's non-oil imports in 2020 amounted to AED 686.18 billion, representing 58% of total trade,



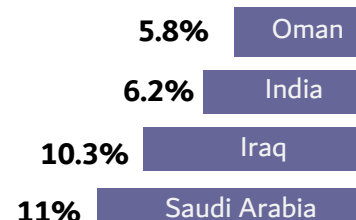
**1182.05** AED Billion

Dubai's non-oil trade in 2020 amounted to AED 1,182.05 billion. Despite the exceptional circumstances the world has experienced from the spread of the Covid-19 virus, Dubai's products have been able to enter new markets such as Israel and the Isle of Man for a total of AED 16.78 million.

### Top export markets



### Top re-export markets



### Top import markets

